

As part of Cornerstone Building Brands, Fortify Building Solutions™ is dedicated to providing builders, contractors and homeowners with personalized support and service, from design to delivery. We provide the broadest selection of metal roof and wall panels and other metal building solutions through our large manufacturing and distribution network.

- R** / Roof
- W** / Wall
- U** / Underhung
- S** / Soffit


Components

/ STANDING SEAM ROOFING

R **BattenLok® HS**
*Mech-Seam / ML200**




R **Double-Lok®**
*TS-324**



R **LokSeam®**
*Secure-Seam® / SL175**




R **Ultra-Dek®**




/ CONCEALED FASTENER SYSTEM

R **Slimline®**
*Perma-Lok / Advantage-Lok II**



/ UNDERHUNG & SOFFITS

W **U** **S** **FW-120**
*FWQ100**



U **S** **Artisan®**




/ EXPOSED FASTENER SYSTEMS


R **5V Crimp®**




R **W** **7.2 Panel**




R **W** **PBR**




R **W** **PBD**




R **W** **PBC**
*7/8" Corrugated**




R **W** **1 1/4" Corrugated**
*Corrugated**




R **W** **PBU**
*M-Panel**



R **W** **Retro-R®**



R **W** **Stormproof®**
*Residential**



*Produced on-site at select locations with alternate name(s) shown.

HYPERSTEEL™
COLD-FORMED BUILDINGS

Cold-formed manufacturing takes your project from design to delivery in a few weeks. The result is a lightweight, robust structure with exceptional strength and durability—without the need for heavy equipment or specialized labor. Designs are customizable to meet specific project requirements.

SIMPLISTEEL™
RIGID-FRAME BUILDINGS

Rigid-frame buildings are the metal building solution that makes passion projects like car garages and workshops a reality. Affordable, strong and versatile, Simplisteel™ buildings are perfect for creating large, clear-span spaces with flexible interiors that can accommodate future growth.

POST-FRAME BUILDINGS

Experience the perfect fusion of organic warmth and industrial strength in our post-frame buildings. The robust wood frame not only ensures strength, but also provides an inviting aesthetic, adding a touch of natural charm to your space. Elevate both structure and style with the incorporation of metal roofing, walls and trim. Choose from a diverse palette of colors and personalize your post-frame building with features like wainscots, lean-tos and more.

STRUCTURAL SYSTEMS

We manufacture a complete line of structural shapes roll-formed to common metal building dimensions across the industry. Custom shapes can also be formed for specific project requirements.

CEE SECTIONS:

- Available in 4"-12" widths
- Webs with flanges in sizes 2", 2 ½", 3", 3 ½" & 4"
- 12, 14, 16 gauge

ZEE SECTIONS:

- Available in 3 ½"-12" widths
- Webs with flanges in sizes 2 ½" & 3 ½"
- 12, 14, 16 gauge

Strengthen your next project. Visit fortifybuildingsolutions.com to learn more.